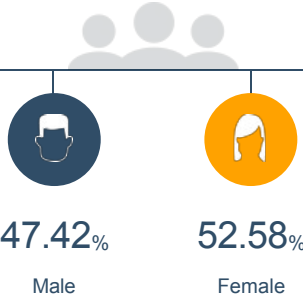


People

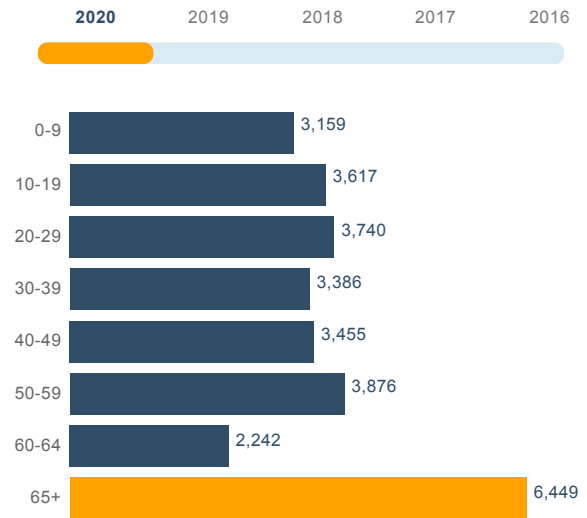
The total population of Williamsburg County is 29,924. The median age is 42.2

29,924

Total Population



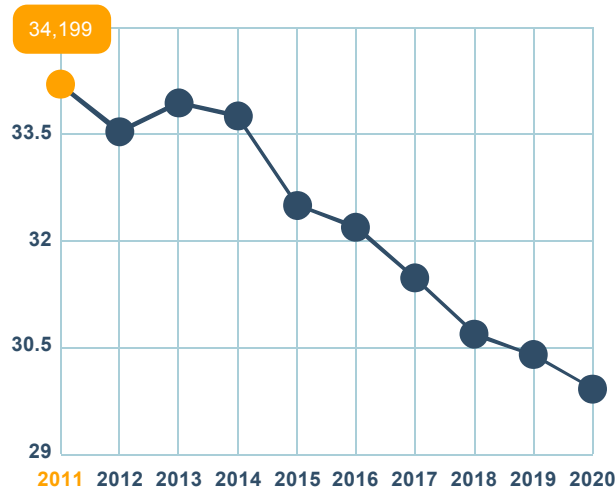
Age Distribution



Median Age

42

Population Growth (in thousands)



Educational Attainment



22.36% of the population in Williamsburg County have an Associate's degree or higher. 82.53% have a high school degree or higher.



< Grade 9
6.17%



Grade 9-12
11.29%



High School
42.83%



Some College
17.34%



Assoc Degree
9.1%



Bach Degree
8.86%



Grad Degree
4.4%



Labor Force



Williamsburg County has a labor force of 11,954 people, with an unemployment rate of 10.9%.

11,954

Labor Force

10.9%

Unemployment Rate

▲ 5.4%

Unemployment Rate
Change (1 year)

Talent

Where are the top jobs by occupation?

Office and
Administrative
support



14.67%

1,885

Sales



12.4%

1,593

Executive,
Managers, and
Administrators



11.96%

1,537

Education,
Training/Library



7.43%

955

Construction and
Extraction

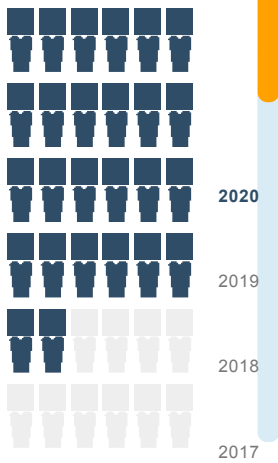


5.41%

695

Total Employees

12,850



The work distribution of total employees in Williamsburg County is:



37%

Blue Collar



62%

White Collar

Total Establishments

1,020



Businesses and Jobs

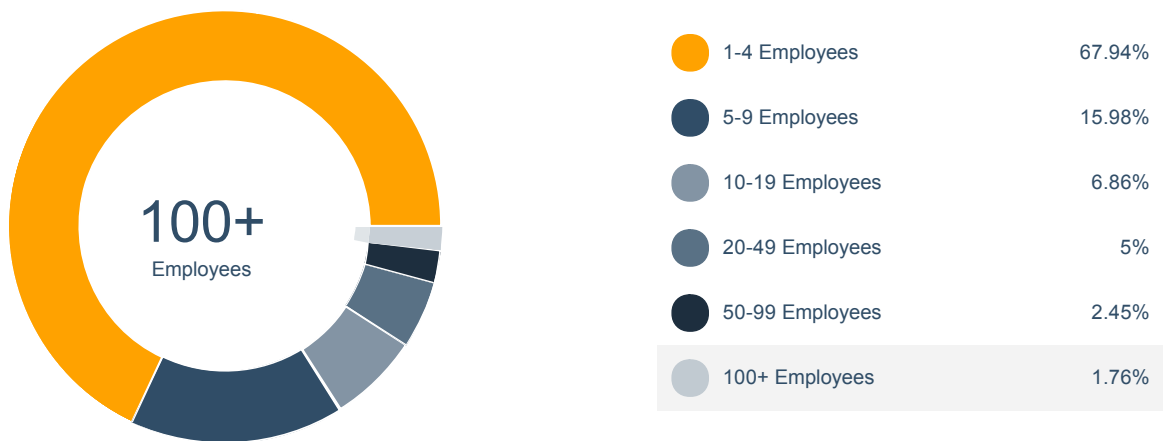


Williamsburg County has a total of 1,020 businesses. In 2019, the leading industries in Williamsburg County were Retail, Education, Manufacturing, and Health Care and Social Services.

What are the top industries by jobs?



How many employees do businesses in Williamsburg County have?



Income and Spending



Households in Williamsburg County earn a median yearly income of \$34,848. 18.48% of the households earn more than the national average each year. Household expenditures average \$43,538 per year. The majority of earnings get spent on Shelter, Transportation, Food and Beverages, Health Care, and Utilities.



\$34,848

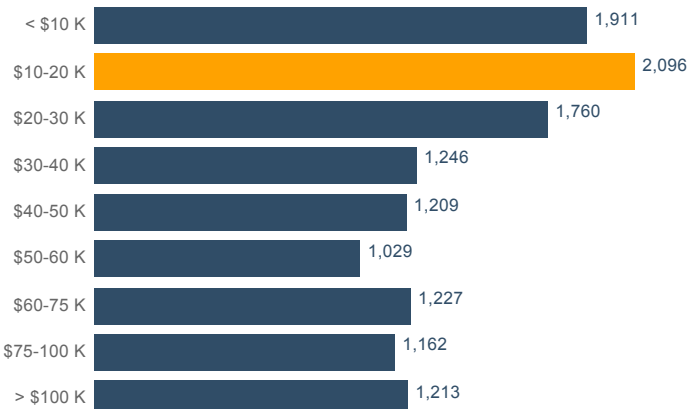
Median Household Income

0% more than the county

35% less than the state

45% less than the nation

Income Distribution



How do people spend most of their money?

PER HOUSEHOLD



\$43,538

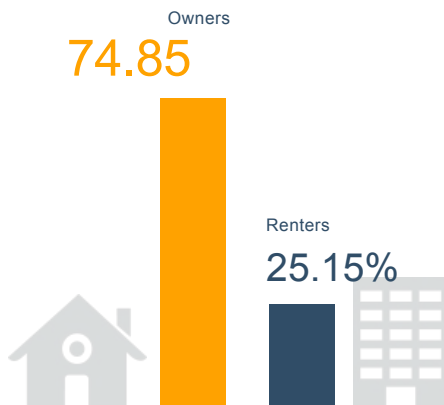
Median Household Expenditure

Housing



There are 198% more households who own their homes than there are renters.

Owners vs. Renters



Transportation



Residents spend an average of 25 minutes commuting to work. Williamsburg County is served by 34 airports within 50 miles. Rail can be accessed within the community. Interstates can be accessed 9 miles away.



25min

Commute Travel Time



2 + 34(+50 miles)

Airports in Community



9miles

Distance to Interstate



Freight Rail

In Community

Taxes



Top State Corporate Income Tax

5%

Top State Corporate Capital Gains Tax

5%

Top State Personal Income Tax

7%

Top State Personal Capital Gains Tax

7%

State Sales Tax

6%